



DISCLAIMER

The SPICAV owns real estate physical assets, directly and/or indirectly, requiring timescales for sale that will depend upon the state of the property market. If you submit a redemption request for your Shares, you may not receive payment until the end of a period of seven business days from the Redemption Clearance Deadline. The capital and the return are not guaranteed and depend on conditions in the property and financial markets. The amount you receive may be less than the amount that you invested, due to a decline in the value of the SPICAV's assets, particularly those in the property market, over your investment term. The minimum recommended investment period is eight years.

INVESTMENT MANAGEMENT



RÉPUBLIQUE FRANÇAISE

OPCI NEWS

BNP Paribas Diversipierre - Share P

Monthly report as of 28 April 2023

This is an English translation of the original document. In the event of any differences in translations or interpretations, the French version shall prevail and is authoritative.

KEY INDICATORS AS OF 28/04/2023

- Net asset value per share P as of 28/04/2023: **€113.13**
Next net asset values per share: 15/05/2023, 31/05/2023
- Dividends paid per share since 01/01/2023: **€1.82**
- Subscription fee payable to the Fund (Prospectus maximum: 6%): **3.50%**
- Exit fees payable to the Fund (Prospectus maximum: none): **None**
- Management and operating costs (Prospectus maximum: 1.5% incl. tax): **1.20% incl. tax in 2022***
- Property corporate operating charges: **0.44% incl. tax in 2022***
- Net asset value of the fund as of 28/04/2023: **€2,502m**
- Net asset value (share P) as of 28/04/2023: **€2,499m**
- Number of real estate assets: **36 assets (26 of which are fully owned) and 2 non-controlling interests**
- Financial debt (Prospectus maximum: 40% of the value of property assets): **20.9%**

* Fees calculated on the basis of the average net assets for the year.

KEY CHARACTERISTICS AS OF 28/04/2023

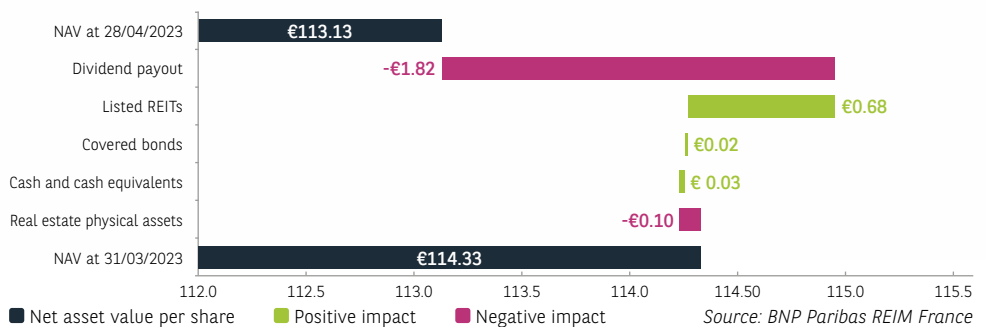
- ISIN code: **FR0011513563**
- Legal form: **SPICAV**
- Management company: **BNP Paribas REIM France**
- Custodian: **BNP Paribas S.A.**
- Recommended investment period: **8 years**
- Deadline for receiving orders: **NAV date, before 12.00pm**
- SFDR: **Article 8**
The OPCI falls under Article 8 of regulation (EU) 2019/2088, so-called SFDR, of 27 November 2019 on sustainability disclosures in the financial services sector. The investments underlying this financial product do not take into account the European Union's criteria for environmentally sustainable economic activities.
- Risk and return profile: This OPCI, which is mainly invested in real estate physical assets, has a low risk of capital loss, i.e. a level of 2 (SRI PRIIPs). The risk category associated with this OPCI is not guaranteed and may change over time. The lowest category does not mean that the investment is "risk free". Real estate physical assets are less liquid. In periods of property market stress, the rapid sale of a property asset may result in a loss in value. The indicator does not take into account the risk associated with the use of debt.

Lower risk ← Higher risk
Potentially lower performance ← Potentially higher performance

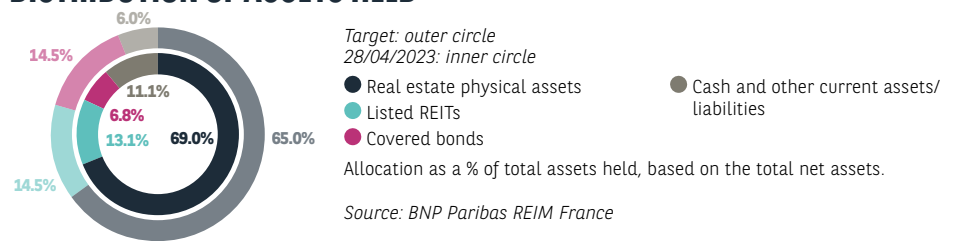
NEWS

As of 28 April 2023, the net asset value of BNP Paribas Diversipierre stands at €113.13 per share P, down 1.05% over the month (i.e. -€1.20 per share) mainly due to the dividend for 2022 of €1.82 per share. With reinvested dividend, the net asset value per share is up 0.54% (i.e. +€0.62 per share). The contributions to the change in the net asset value are illustrated in the graph below. The reinvested dividend performance of BNP Paribas Diversipierre since 1st January 2023 is therefore established at -2.16%.

CONTRIBUTIONS TO THE CHANGE IN THE NET ASSET VALUE OVER THE MONTH, BY ASSET CLASS



DISTRIBUTION OF ASSETS HELD



SUMMARY OF PERFORMANCE AS OF 28 APRIL 2023

Periodic performance	Since launch	Since 01/01/2023	Last quarter	Last month	Latest NAV	Annualised performance since 31/12/2014
	+25.86%	-2.16%	-3.28%	+0.54%	-0.07%	+2.71%

Annual performance	2014	2015	2016	2017	2018	2019	2020	2021	2022	Annualised performance over 8 years (2015-2022)
	+0.71%	+7.05%	+4.77%	+6.69%	+1.17%	+8.87%	-1.21%	+3.33%	-5.06%	+3.08%

The methodology for calculating performance is as follows:

$$\text{Performance} = \frac{\text{Net asset value per share at the end of the period} + \text{Dividends paid over the period}}{\text{Net asset value per share at the start of the period}} - 1$$

Past performance is not an indicator of future performance.

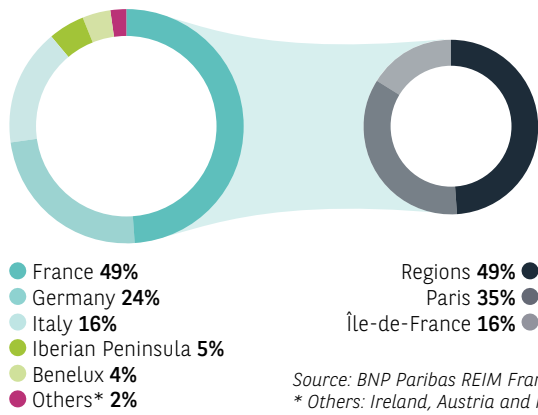
2014 performance is calculated over the period from 20 January to 31 December.

N° ADEME : FR200182_03KLJL



REAL ESTATE PHYSICAL ASSETS

Breakdown of assets as of 28/04/2023 (as a % of the total market value)



Source: BNP Paribas REIM France
* Others: Ireland, Austria and Finland.

As of 28 April 2023, BNP Paribas Diversipierre's real estate physical assets portfolio represents a total value of €2,191m excluding fees and charges.

This real estate portfolio comprises 36 assets (26 of which are fully owned) located across France and in other countries and 2 non-controlling interests.

Of the assets held by BNP Paribas Diversipierre 56% are office premises, 16% are retail, 12% are hotels, 7% are residential, 5% are alternative and 4% are logistics (as a % of the total market value)**.

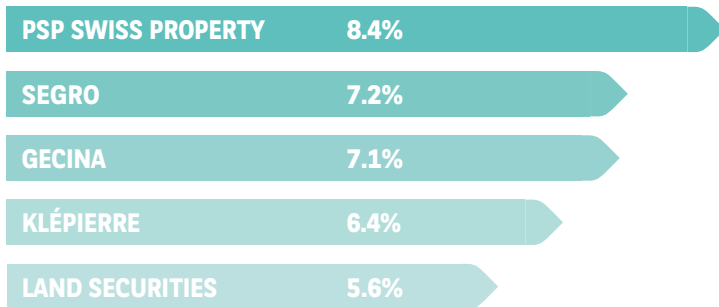
** Due to percentage roundings, the sum does not necessarily equal 100%.



Le Visalto, Paris (75019) - Owned at 100%

Reminder: Past investments are not indicative of future acquisitions.

TOP 5 LISTED REITS (AS A % OF THE VALUE OF ALL LISTED REITS - EXCLUDING CASH)



Source: BNP Paribas REIM France

As of 28 April 2023, the exposure to listed REITs is valued €257.2m (excluding related liquidities).

Listed REITs post a performance of +4.93% over the month and a performance of +2.37% since 1st January 2023.

As of 28 April 2023, 56% of the listed REITs shares in the portfolio are denominated in euros (as a % of the value of all listed REITs - excluding cash).

Increases and decreases of the value of listed REITs are linked to the fluctuations of financial markets, among other things.

BREAKDOWN OF COVERED BONDS BY MATURITY DATE AND COUNTRY

(AS A % OF THE VALUE OF ALL COVERED BONDS - EXCLUDING CASH)

As of 28 April 2023, the exposure to covered bonds is valued €170.8m (excluding related liquidities). Covered bonds post a performance of +0.30% over the month and a performance of +1.21% since 1st January 2023.

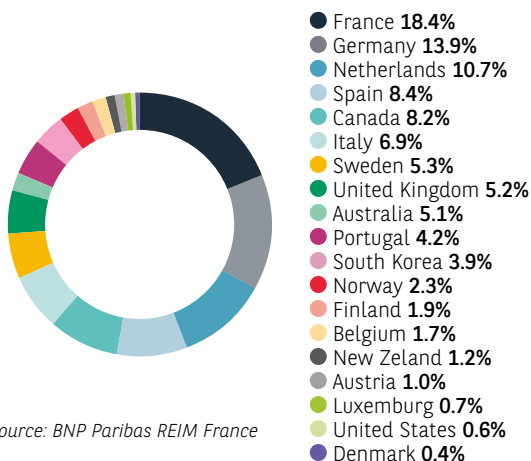
Indicators as of 28 April 2023:

Duration: 3.77 years
Yield at maturity: 3.46%
Average rating: AA+

The difference between duration and the average maturity of the bonds is mainly due to the hedging instruments in portfolio.

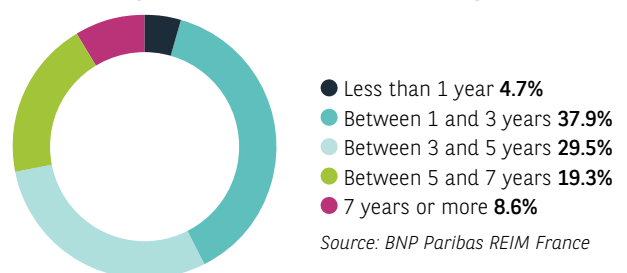
Increases and decreases of the value of fixed income products are linked to fluctuations of financial markets, among other things.

Breakdown of covered bonds by country (% of the value of all covered bonds - excluding cash)



Source: BNP Paribas REIM France

Breakdown of covered bonds by maturity (% of the covered bond by maturity)



Source: BNP Paribas REIM France

More information about the fund at www.reim.bnpparibas.fr/bnp-paribas-diversipierre

This is a non-contractual and non-exhaustive document produced for information purposes by BNP Paribas REIM France. The monthly reports are not reviewed by the statutory auditor. This document does not constitute a recommendation, a solicitation of an offer and/or an offer to purchase, sell or arbitrate units or shares of the fund presented herein. For full details, please refer to the Prospectus, the Articles of Association, the periodic regulatory reports and the KID, which are available on the BNP Paribas REIM France website.

Past performance is not an indicator of future performance: the investments, which are subject to market fluctuations, may vary both downwards and upwards.

Any investment involves risks, including a risk of capital loss. The main risks are presented in the KID. References to a prize/label do not prejudice the future results of the fund or the management company.

BNP Paribas Diversipierre

SPPICAV authorised under the number SPI20130020 on 26 July 2013
Registered office: 50, cours de l'île Seguin - 92100 Boulogne-Billancourt - France

BNP Paribas Real Estate Investment Management France (BNP Paribas REIM France)

A société anonyme (French public limited company) with capital of €4,309,200 - Registered office: 50, cours de l'île Seguin - 92100 Boulogne-Billancourt - France
Nanterre Trade and Companies Register (R.C.S) no. 300 794 278 Management company authorised by the AIFM under no. GP-07000031 on 1 July 2007
and authorised to act as a portfolio management company under Directive 2011/61/EU ("AIFM") on 15 April 2014

